

CPM 3-9

Oil-injected Screw Compressors - 2.2-7.5 kW/3-10 hp



People.
Passion.
Performance.



Chicago
Pneumatic

CPM 3-9 OIL-INJECTED SCREW COMPRESSORS

The CP CPM 3-9 is the ultimate workshop compressor: powerful, easy to use and always reliable. Thanks to its rotary screw technology, you get more air while enjoying lower energy costs. Better yet, you can use it all day long without cool-down periods. Of course you can tailor the CPM to your specifications and preferences. We have a 2.2 to 7.5 kW power range, both floor- and tank-mounted models, and a range of options to custom-build your CPM.



EASY TO USE

- Intuitive controller.
- Removable panel for easy service.



MORE AIR, LOWER ENERGY COSTS

- Get **15% more air** using **12% less energy** compared to its predecessor.
- Enjoy continuous use without cool-down periods.



AN ALL-IN-ONE SOLUTION

The CPM is a complete air system in one compact unit. Even options such as an air dryer, an air receiver or an oil heater are fully integrated to help you save on floor space and operational costs.



BUILT TO LAST

The CPM is built in Europe. Its automated screw air end manufacturing line prevents human error and ensures the CPM is as powerful and reliable in real life as it was designed.

The workshop compressor




COMFORTABLY QUIET

The CPM 3-9 was built to be installed and used right where you need it: on your shop floor. That is why we made the unit extra quiet. With a sound level as low as 61 dB(A), the CPM is comparable to a household appliance.

Cost-effective to buy and own

The CPM doesn't require a separate compressor room. That reduces logistical hassles such as piping, but also lowers your operational and your investment costs. How? The CPM does not have to push its air through an elaborate network of pipes. This means less pressure drops and a higher Free Air Delivery, which generates significant energy savings. But it often also frees up the possibility of choosing a lower pressure and power variant of the CPM, and thus to lower your investment cost significantly.



lower operational costs

Lower energy use and costs

Get a lower pressure and power variant



lower investment costs




The all-in-one compressor

Advanced screw air end

The CPM 3-9 comes with a new high-efficiency air end that delivers 15% more air and is 12% more efficient than its predecessor.

IE3 efficiency motor allows for continuous operation while reducing energy costs.



Refrigerant dryer can be added to your CPM for dry, quality air.

Super-silent canopy reduces sound emissions to a comfortable 61-68 dB(A).



Aside from the 200, 270 and 500-liter tank-mounted models, floor-mounted units are available in all power sizes.

Easy control

The CPM 3-9 comes with the ES4000 Basic controller, which offers intuitive compressor control, monitoring and safety features, including:



- **Icon-based display.**
- **Pressure and temperature readings.**
- **Remote start/stop.**
- **Automatic restart after a power failure.**
- **Maintenance service warnings.**
- **Fault management.**
- **Fast pressure setting directly on the controller.**

Enhance and customize your CPM

Thanks to its wide range of options and flexible build, the CPM 3-9 can accommodate all your requirements.



Line filters

Can be added for high-quality air.



No-loss timer drain

Removes tank condensate.



500-liter tank

Gives you extra air storage and reduces the risk of condensation.



Oil heater

Prevents intermittent-use condensation by maintaining a constant oil temperature while unloading/idle.



Tropical thermostat

Maintains a higher oil temperature to reduce the risk of condensation.

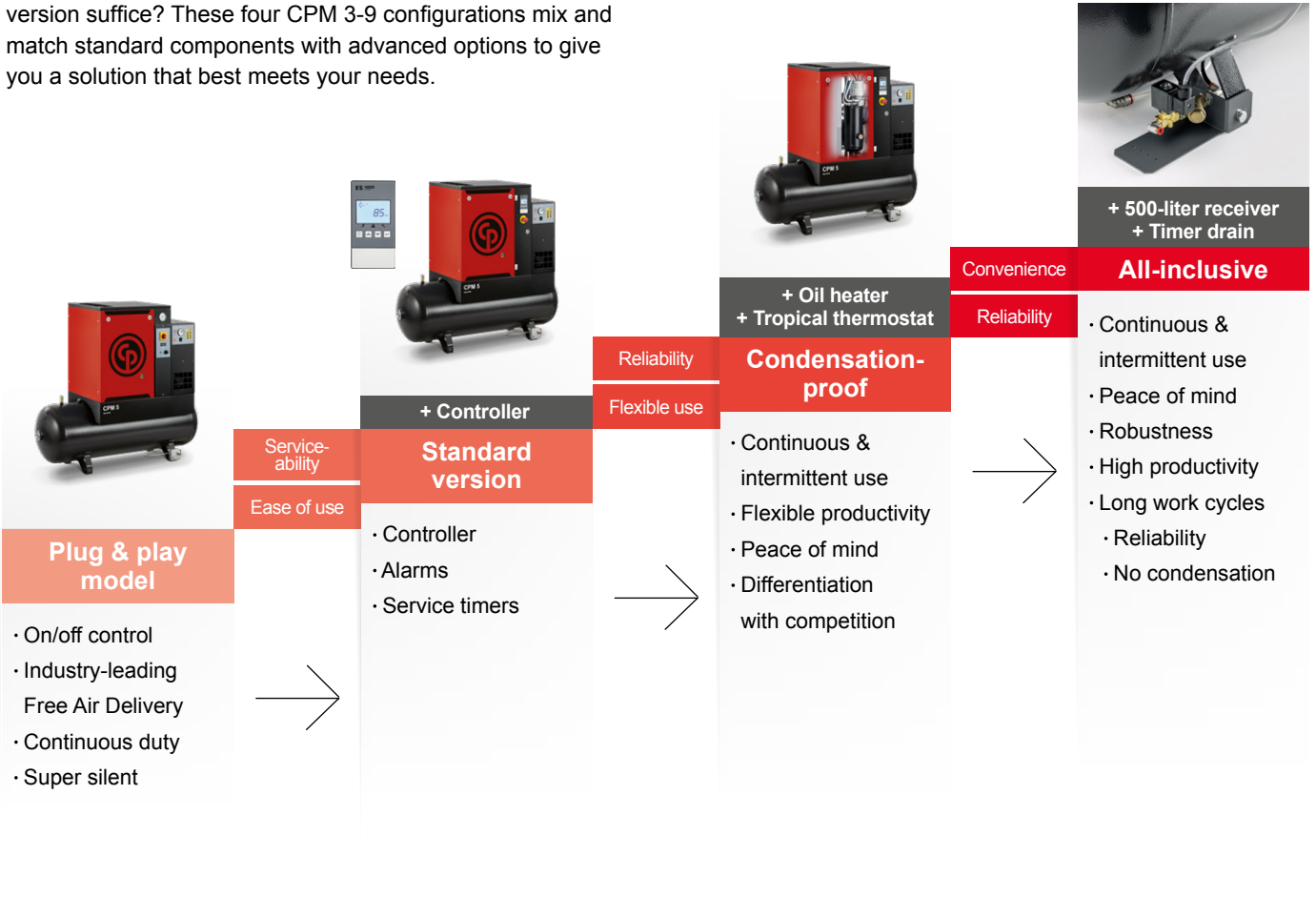


Unique condensate prevention

If you don't use your compressor continuously, investing in condensate prevention is a smart choice. The CPM eliminates the risk of condensation with a host of features, including an oil heater, a tropical thermostat, and a 500-liter tank.

A CPM that works for you

Do you need advanced reliability features or will a basic version suffice? These four CPM 3-9 configurations mix and match standard components with advanced options to give you a solution that best meets your needs.



The convincing benefits of screw technology

Are you considering a piston compressor? The rotary screw technology of the CPM 3-9 offers much stronger benefits. A quick comparison of performance, noise, and air quality shows the CPM to be the better workshop solution.



Stronger performance

The CPM generates more air and does so more efficiently thanks to its superior compression technology.



Longer working hours

While pistons need cool-down periods, the CPM can be used all day long.



Lower sound levels

The CPM 3-9 emits just 61 to 68 dB(A). Pistons are typically 20 dB(A) louder.



Cleaner air

With an oil carry-over of less than 5 ppm, the CPM generates much cleaner air than a typical piston compressor (more than 30 ppm) to protect your pneumatic tools.

Technical specifications

MODEL	MAX. WORKING PRESSURE	REFERENCE WORKING PRESSURE	FREE AIR DELIVERY @ REFERENCE CONDITIONS*			MOTOR POWER		NOISE LEVEL **	WEIGHT				
									BASE-MOUNTED	TANK-MOUNTED 200L.	TANK-MOUNTED 200L. + DRYER	TANK-MOUNTED 270L.	TANK-MOUNTED 270L. + DRYER
Bar	Bar	m³/h	l/min	cfm	kW	hp	db(A)						
CPM 3	8	7.5	22.0	366	12.9	2.2	3	61	110	165	190	180	205
	10	9.5	17.6	294	10.4								
CPM 4	8	7.5	28.4	474	16.7	3	4	61	115	170	195	185	210
	10	9.5	22.0	366	12.9								
CPM 5.5	8	7.5	36.0	600	21.2	4	5.5	62	120	175	200	190	215
	10	9.5	31.0	516	18.2								
CPM 7.5	8	7.5	53.3	888	31.4	5.5	7.5	66	130	185	210	200	225
	10	9.5	46.8	780	27.5								
CPM 9	8	7.5	63.7	1062	37.5	7.5	10	68	140	195	225	210	240
	10	9.5	59.0	984	34.7								

* Unit performance measured according to ISO1217, Annex C, latest edition

** Noise level measured according to ISO2151 2004

Dimensions

MODEL	LENGTH	WIDTH*	HEIGHT
Base-mounted	620	630	950
Tank-mounted 200 L.	1430	600	1260
Tank-mounted 200 L. with dryer			
Tank-mounted 270 L.	1540	600	1350
Tank-mounted 270 L. with dryer			
Tank-mounted 500 L.	1940	605	1500
Tank-mounted 500 L. with dryer			

* Consider an extra width of +65mm. for the 10 hp model.



